



**TESTIMONY CAN BE COMPLEX.
MY TRANSCRIPT TOOL IS SIMPLE.**

Complete more work in fewer clicks with
TextMap[®] 8 transcript management software.

Expert witnesses, eye witnesses, fact witnesses and more ...
case testimony can reveal conflicting views and complex developments.

You have the expertise to analyze testimonial evidence. And when you choose the right
transcript technology, it's easier to gain the insight needed to advance your strategy.

The simplified design of TextMap[®] 8 software helps you **achieve key transcript management
tasks using an average of 36% fewer clicks.**

That's faster annotation editing, navigation and filtering, quicker reporting and more.

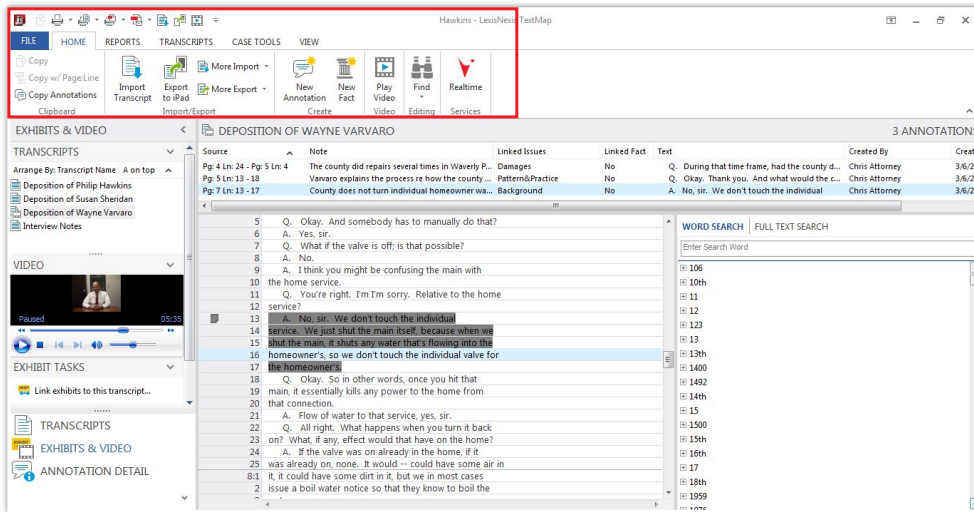
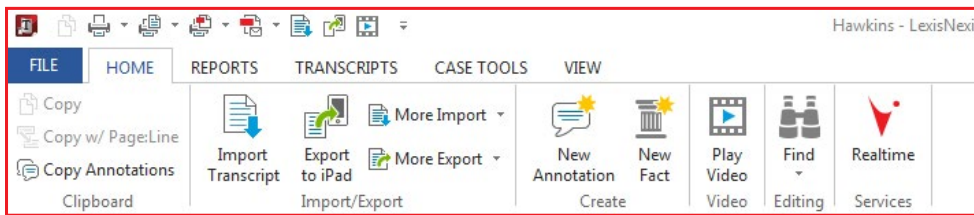
Manage your transcripts with TextMap

TextMap transcript management software makes it easy to create a searchable database of electronic transcripts from depositions, examinations and other legal proceedings. Just import a transcript, and your litigation team can easily search, summarize, annotate, issue-code and attach notes to important passages of case testimony.

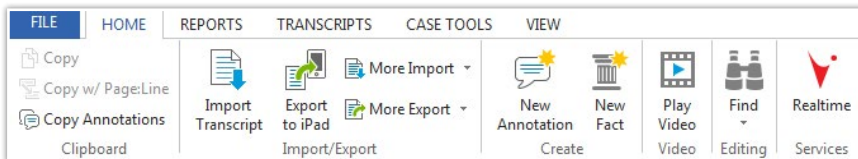
You can also use TextMap software to produce a variety of practical, polished reports and generate a single index covering multiple transcripts.

Save time with TextMap 8

TextMap has always been a time saver. Now, with changes inspired by customer feedback, the TextMap 8 design helps you achieve key tasks using an average of 36% fewer clicks.



Now it's faster to display transcripts, work with annotations, generate reports, send transcripts to CaseMap® case analysis software, and send media clips to Sanction® litigation presentation software.



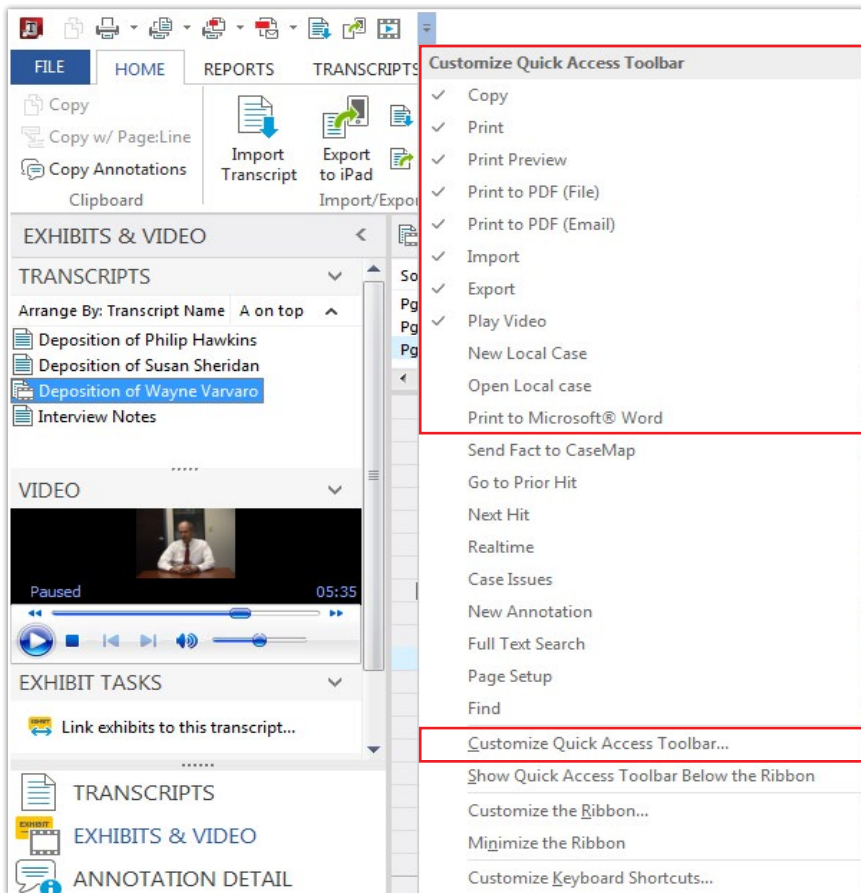
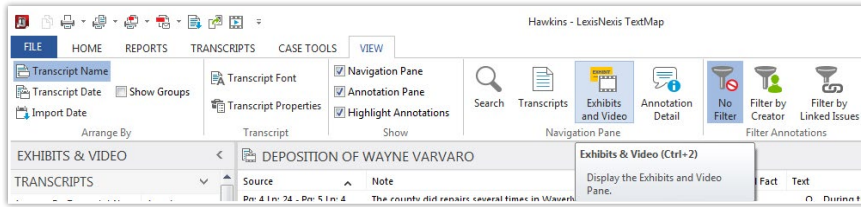
TextMap 8 has a modern look and feel with clickable icons across your screen.



A Quick Access Toolbar has been added to help you perform common tasks quickly—for example, printing, importing a transcript and exporting transcripts to your iPad® for review.

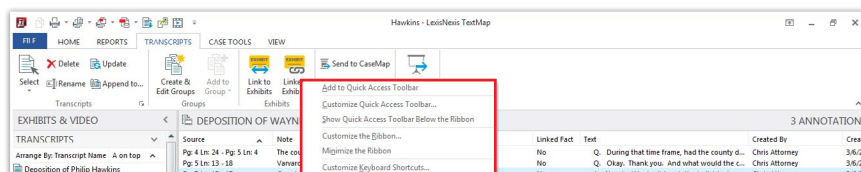


Buttons have hover messaging/tool tips indicating what the feature does and showing shortcut keys.



Customize your Quick Access Toolbar:

- Click the arrow to open the More Buttons menu shown here
- Click to check each item you want to include
- Or you can select **Customize Quick Access Toolbar** (shown left) for more options, including the sequence you prefer



To customize the larger icons across your screen, right-click on an icon and select the option you need.

Make the most of convenient TextMap features

Gain insight with convenient search tools

- Conduct full-text searches of annotations and exhibits.
- Conduct full-text searches of transcripts to pinpoint key testimony and hard-to-find evidence in seconds. You can perform a full-text query on any word, name, phrase, etc.

Save time with strong indexing performance

- Indexing transcripts is fast, and you can use the case while waiting.
- TextMap supports larger cases (3 – 5,000 transcripts).

Stay organized with flexible options

- You can organize exhibits by transcript and/or by group.

Increase cost-efficiencies using easy exhibit linking within case transcripts

- Link transcripts to exhibits automatically—and economically—through an easy-to-use wizard. There's no need to pay for separate linking software, as with some competing products.
- Link documents and exhibits to your annotations. Attach any number of electronic files to your notes—always have your key case documents and notes right at your fingertips.
- Take your linked exhibits on the road with you when you create a case replica.

Communicate effectively with PDF reports of your transcripts, including embedded exhibits and documents

- Create and share cost-effective PDF reports with embedded exhibits and documents. For example, you can create a condensed transcript PDF with endnotes and include hyperlinks to attached exhibits.
- Quickly explore all exhibits and documents linked to each transcript. Import evidence packages provided by court reporters via YesLaw® CDs and DVDs.
- In search reports, you can also show context based on Q&A pairs for transcript text hits—and review annotation and exhibit results.

Review and manage transcripts effectively

TextMap transcript management software helps you summarize transcripts and uncover the strengths and weaknesses of testimony. TextMap gives you these advantages and more:

• Efficient and impactful

You can link multiple exhibits to transcripts and use synchronized video in the courtroom

• Comprehensive

Take advantage of robust reporting capabilities

• Intuitive

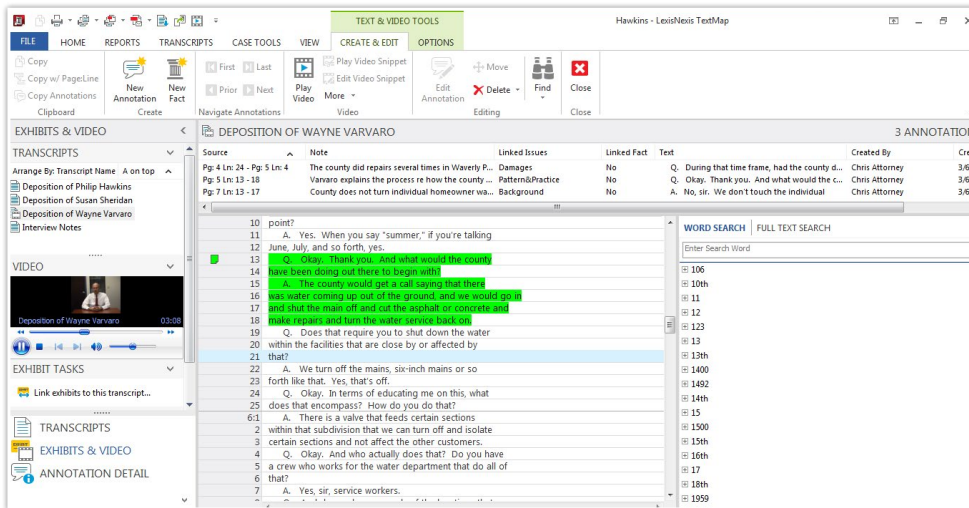
With straightforward design and navigation, extensive training is not needed

• Cost-effective

TextMap comes at a fraction of the cost of other transcript management tools

Get a truer sense of the testimony with deposition video synchronized to your transcript

- Search and locate audiovisual passages to dramatically increase the impact of testimony you show in cross-examination.
- Play back the video of your depositions, synchronized with the transcript text. Search for key phrases in a transcript, and then start playing the video from that location.
- Annotate important passages of the transcript and play back just that portion of the video testimony to effectively highlight key testimony in your court presentation.



You can play deposition video synchronized with the transcript.

TextMap integrates with CaseMap® software

TextMap is part of a full suite of integrated litigation tools and research content from LexisNexis®.

Plus, advanced integration between TextMap transcript management software and CaseMap case analysis software helps you perform critical assessment of all facts, issues and case law.

- Annotate a transcript and send your annotations as facts into CaseMap for analysis in the context of other case facts.
- Add new issues in CaseMap and import them into TextMap.
- Include linked CaseMap facts when you generate TextMap reports.
- Share linked documents and exhibits between CaseMap and TextMap.

Enhance your experience with the TextMap® app for iPad®

Increase your efficiency and strengthen your case—from anywhere, anytime.

The TextMap® app for iPad® gives you greater flexibility, including the ability to search and annotate any transcript in a case from anywhere. Plus, you can send your work product back to TextMap on your desktop via email and avoid rework.

If you have the latest version of TextMap, you can download the app from the Apple® app Store by searching the word “TextMap.”



Quickly export work to your iPad using a convenient iPad® Wizard.

The TextMap app enables you to:

- **Import existing TextMap work product**—litigators can conduct full review of depositions on their iPad, including existing issues, annotations and exhibit links
- **Create new issues and edit annotations**—unlike competitive apps, the TextMap app for iPad allows users to take their work product mobile and create new issues or edit annotations on the fly from their iPad
- **Quickly search for a single word or phrase across all transcripts in a case**—you can accelerate transcript review by finding key passages in multiple transcripts while working from any location
- **Integrate your workflow**—email the entire case file, with updates to transcripts, to the firm’s TextMap database with integration from iPad to desktop

Upgrade now or get a complimentary trial of TextMap 8*

www.lexisnexis.com/TextMap

*TextMap Trial Offer limited to individuals specially selected for this offer. Trials provide fully functional software that operates for 30 days following installation, and are subject to terms and conditions of end-user license agreements. Complimentary trial offer expires 30 days from activation.

